

QUALITY DOORS

A MASCO BRAND



GIVE YOUR KITCHEN A NEW LIFE!

Front cover photo uses door design #300-P-P-227 with 2.8125 frame shown in Sandstone Taupe



QUALITY DOORS

MAKE YOUR KITCHEN COOK!

Why spend thousands replacing perfectly good cabinets when all they need is a new face? We can help you transform your kitchen affordably!

- Cabinet refacing makes it easy to update the look of your kitchen.
- Minimize the inconvenience of a complete cabinet tear-out while saving thousands of dollars. Unlike cabinet replacement, cabinet refacing requires no changes to your plumbing, electrical, ceilings and floors. Plus, you don't have to replace perfectly good counter-tops and wall coverings.
- The most difficult part of the entire process may be choosing from the wide selection of designs and colors available in beautifully crafted hardwood or laminate cabinet doors and drawer fronts.
- We offers quality products. Each door and drawer front is custom-made to the measurements you provide. They're hand-crafted from the finest materials, and undergo a rigorous quality control process.
- To learn more about the refacing process a step by step guide is available. For questions call 800-950-DOOR (3667) to speak directly to one of our customer service representatives.

860-119 edge - Espresso finish
Center Island 300-K-170 Cambridge
Hickory with Palomino finish

Contents

Wood Species, DefinitionsPg 4
Color and Glazes Available.....Pg 5

EXCLUSIVE LINE.....Pg 6-10
GlazingPg 11

Raised Panel Doors
300 & 500 SeriesPg 13

Plywood Insert
200 & 800 SeriesPg 14

RTF & RTFPg 15

RTF & LaminatePg 16

Mullion DoorsPg 17

Frame Only Doors.....Pg 17

Decorative AccentsPg 18

Valances, Shelves, &
Cut-to-Size PlywoodPg 19



Real Wood

Oak This extremely popular hardwood features a unique blend of strength and enduring beauty. Wood patterns will vary, as will the colors, ranging from warm, soft browns to near white. The variety of grains and the proper stain results in an eye-pleasing color gradation throughout the cabinet.

Cherry For a look of elegance and luxury, cherry cabinets are unmatched. This solid hardwood possesses rich hues that vary from light red to deep reddish brown. Known for its fine, tight grain patterns, cherry will take stain exceptionally well and will darken over time with exposure to light.

Hickory An open-grained wood that offers a wide range of color possibilities, hickory provides a truly distinctive look. Grain patterns can be bold and irregular, while color can range from white to chocolate. Hickory's strength and shock resistance allow it to withstand rigorous daily use.

Maple The clean simplicity of maple doors makes them the ideal choice for either contemporary and traditional decor. An exceptionally strong and heavy wood, maple is characterized by its white or creamy color. It features even, closely spaced grain with burls, pin knots, mineral streaks and tiger stripes to add to its unique personality. Maple doors provide a smooth, radiant look when finished with a light stain.

Definitions


- 1. Bore** The drilling of 35mm hole for hidden European cup hinge.
- 2. Bore Left (BL)** Looking at the front of the door the bore holes are on the left side of the door.
- 3. Bore Right (BR)** Looking at the front of the door the bore holes are on the right side of the door.
- 4. Bore Pair (BP)** The boring of two doors covering one opening, one bored left and one bored right.
- 5. Hanger Holes** Two small 1/8" diameter holes drilled in the back side of the door, to hang the door while the finish is applied.
- 6. Frame Only (FO)** A door without a center panel prepared for glass or other inserts.
- 7. Mullion Door** A frame-only door with cross pieces. Made to look like panes of glass.
- 8. End Panels** Material used to cover the ends of your cabinets. Usually 3/16 plywood of the same color or a matching door with a 115 edge.
- 9. Accent Glazing** The process of adding a contrasting color Vanilla (white), Mocha (medium brown) or Licorice (dark brown) to the face of the door on the edge profiles and panel profile. Glazed finishes are applied and wiped by hand for a unique, handcrafted look and no two doors or drawer fronts are identical.
- 10. RTF** Rigid Thermal Foil a high quality PVC which is fused, using computer-controlled heat and pressure, to a MDF (medium density fiberwood) panel giving you the look of paint with a surface many times tougher.
- 11. SAC** Self Adhesive Covering used to cover the face frame of your cabinets. Comes in real wood or RTF and in the same colors as your doors and is intended to blend. As a rule order one sheet for every ten doors. **Do not use SAC to cover the ends of your cabinets. SAC will not adhere to raw wood.**
- 12. Frameless Cabinets** A cabinet box made typically from 3/4" or 5/8" material without a frame attached to the front of the box.

CHOOSE FROM A LARGE SELECTION OF FINISHES


The first step in giving your kitchen a new look is to select a wood finish and color.

WOOD FINISHES AVAILABLE

CHERRY



HICKORY




MAPLE



OAK



RTF COLORS AVAILABLE




WOOD PULLS FOR LAMINATE DOORS



LAMINATE COLORS AVAILABLE



ACCENT GLAZES AVAILABLE



BRING EXTRAORDINARY TO THE EVERYDAY!



#510-1-115 Edge
Mitered
Minimum Size: 8 x 8
Shown in Cafe Maple
Matching Drawer Order
 Slab 400-115 Edge or
 5-piece 510-F-R-115 Edge



#521-6-486 Edge
Mitered
Minimum Size: 8 1/2 x 8 1/2
Shown in Praline Maple with *Mocha Glaze*
Matching Drawer Order
 Slab 400-115 Edge or
 5-Piece 521-F-R-486 Edge



#505-8-150 Edge
Mitered
Minimum Size: 9 x 9
Shown in Champagne Maple with *Mocha Glaze*
Matching Drawer Order
 Slab 400-150 Edge or
 5-Piece 505-F-R-150 Edge

The beauty is in the details. Selectively designed doors brought to life through finely crafted elegance. We frame the graceful wood grains of hickory, maple, cherry and oak with intricate edging and custom moulding, then highlight the detail with the rich color of our hand-rubbed glazing. The perfect way to set your home apart.

Choose from a variety of styles and matching mullions to create a kitchen all your own.

COLORS SHOWN ON PAGE 5



Design #170
Veneered slab door with veneer edge banding
Minimum Size: 4 1/2 x 12
Shown in Biscotti finish
Available in Maple and Cherry
Matching Drawer Order
 Slab 170F Minimum size 4 1/2 x 3 1/2



200-L-115
2.5" Frame
Shown in Cordovan Maple



200RMI-D-188
Front 300RMI-D-F-188
Shown in Champagne
Mocha Maple

SOPHISTICATED IN DESIGNS WITH INTRICATE MOULDINGS



#300-D8-RMI-188 Edge
Mortise & Tenon
 Minimum Size: 8 x 8
 Shown in Cider Cherry with Licorice Glaze
Matching Drawer Order
 Slab 400-188 Edge or
 5 piece 300-FS-7-RMI-188 Edge



#507-8-125 Edge
Mitered
 Minimum Size: 9 x 9
 Shown in Burgundy Cherry with Licorice Glaze
Matching Drawer Order
 Slab 400-115 Edge or
 5 piece 507-F-R-125 Edge



#300-S8-CM3-188 Edge
Mortise & Tenon
 Minimum Size: 8 x 8
 Shown in Autumn Hickory with Licorice Glaze
Matching Drawer Order
 Slab 400-188 Edge or
 5 piece 300-FS-7-CM3-188 Edge

*S*ophisticated in its design, yet simple in its elegance. These doors make a statement of beauty. Graceful wood grains framed by intricate details of beaded molding, then highlighted by the rich color of our hand-rubbed glazing.

Choose from a variety of styles and matching mullions to create a kitchen all your own.

COLORS SHOWN ON PAGE 5



#517-8-170 Edge
Mitered
 Minimum Size: 8 x 8
 Shown in Butterscotch Maple with Mocha Glaze
Matching Drawer Order
 Slab 400-170 Edge or
 5 piece 517-FS-R-170 Edge

FINELY CRAFTED, A STATEMENT OF BEAUTY.



#512-2-486 Edge
Mitered
Minimum Size: 8 x 8
Shown in Butterscotch Maple with *Mocha Glaze*
Matching Drawer Order
 Slab 400-115 Edge or
 5 piece 512F-R-486 Edge



#550-J-6-486 Edge
Mitered
Minimum Size: 8 1/2 x 8 1/2
Shown in Burgundy Cherry with *Licorice Glaze*
Matching Drawer Order
 Slab 400-115 Edge or
 5 Piece 550JF-R-486 Edge



#300-D-H-112 Edge
Mortise & Tenon
Minimum Size: 7 x 7
Shown in Natural Hickory
Matching Drawer Order
 Slab 400-112 Edge or
 5 Piece 300FS-D-112 Edge

Discover strength in the beauty. Finely crafted molding and layers of edges, each highlighted by bold accent color, to create a unique quality of depth. Confident and uncluttered, this is a design that brings extraordinary to the everyday.

Choose from a variety of styles and matching mullions to create a kitchen all your own.

COLORS SHOWN ON PAGE 5



#300-D8-BMI-188 Edge
Mortise & Tenon
Minimum Size: 8 x 8
Shown in Autumn Hickory with *Licorice Glaze*
Matching Drawer Order
 Slab 400-188 Edge or
 5 Piece 300-FS-7-BMI-188 Edge

Glazing



A recent glazed finishes are applied for a unique, handcrafted appearance that ensures that no two doors or drawer fronts are identical.

GLAZING COLORS SHOWN ON PAGE 5



A CUSTOM LOOK WITH BEAUTIFUL ACCENTS!



#301-S8-188 Edge
Mortise & Tenon
 Minimum Size: 10 x 11
 Shown in Butterscotch Maple with Mocha Glaze
 Matching Drawer Order
 Slab 400-188 Edge or
 5-Piece 300FS-S8-188 Edge

#316-S8-188 Edge
Mortise & Tenon
 Minimum Size: 10 x 11
 Shown in Cafe Maple with Licorice Glaze
 Matching Drawer Order
 Slab 400-188 Edge or
 5-piece 300FS-S8-188 Edge

#300-S8-188 Edge
Mortise & Tenon
 Minimum Size: 8 x 8
 Shown in Amber Cherry with Licorice Glaze
 Matching Drawer Order
 Slab 400-188 Edge or
 5-Piece 300FS-S8-188 Edge

Available in a variety of styles and with matching mullions, these door designs allow you to create a style that is all your own. Whether you choose the bolder grain pattern of Hickory or the softer hue of Maple or Cherry, you'll love the look of your new kitchen. With this series accent glazing helps to bring out the unique attention to detail only these doors provide.

COLORS SHOWN ON PAGE 5



#506-J-125 Edge
Mitered
 Minimum Size: 9 x 9
 Shown in Amber Cherry
 Matching Drawer Order
 Slab 400-115 Edge or
 5-Piece 506F-125 Edge



#508-B-486 Edge
Mitered
 Minimum Size: 7 x 7
 Shown in Natural Hickory
 Matching Drawer Order
 Slab 400-115 Edge or
 5-Piece 508F-B-486 Edge

OLD-WORLD CRAFTSMANSHIP OF RAISED PANEL DOORS



Create a kitchen that reflects your personality and is as individual as you are!

Our popular 300 Series doors will add a touch of class and warmth to your home. Featuring Mortise & Tenon joints and matching solid wood or 5-piece drawer fronts, these doors are an elegant addition to any kitchen.

- Our 300 Series raised panel doors add a sense of depth and old-world charm to the wood finish. Normally associated with more expensive, custom cabinets, Quality Doors has made them accessible and affordable.

- The 500 Series combines the old-world craftsmanship of raised panel design with the beauty of mitered detailing.

Note: For mullion doors the 500 Series comes with Mullion Inserts.

COLORS SHOWN ON PAGE 5



#301-119 Edge
Mortise & Tenon
Minimum Size: 9 x 10
Shown in Cordovan Maple
Matching Drawer Order
#400-119 Edge or
5-piece 300FS-119 Edge



#316-119 Edge
Mortise & Tenon
Minimum Size: 9 x 9 1/2
Shown in Champagne Maple
Matching Drawer Order
#400-119 Edge or
5-piece 300FS-119 Edge



#300-119 Edge
Mortise & Tenon
Minimum Size: 7 x 7
Shown in Harvest Oak
Matching Drawer Order
#400-119 Edge or
5-piece 300FS-119 Edge



#504-115 Edge
Mitered
Minimum Size: 8 x 8
Shown in Cordovan Maple
Matching Drawer Order
#400-115 Edge or
5-piece 504F-115 Edge



#560-119 Edge
Mitered
Minimum Size: 7 x 7
Shown in Natural Maple
Matching Drawer Order
#400-119 Edge or
5-piece 560F-119 Edge

DESIGNS TO MAKE YOUR KITCHEN COOK



*A*ffordable and attractive, the doors in our 200 series feature Mortise & Tenon joints and 800 Series Mitered frames with a plywood insert. Available in a variety of styles and colors, these doors, when combined with matching solid wood drawer fronts, are as easy on the eye as they are on your budget.

COLORS SHOWN ON PAGE 5



#216-119 Edge
Mortise & Tenon
Minimum Size: 7 x 8
Shown in Frost Oak
Matching Drawer Order
Slab #400-119 Edge or
5-Piece 200FS-119 Edge



#200D-115 Edge
Mortise & Tenon
Minimum Size: 6 1/2 x 6 1/2
Shown in Butterscotch Maple
Matching Drawer Order
Slab #400-115 Edge or
5-Piece 200DFS-115 Edge



#220D-115 Edge
Mortise & Tenon
Minimum Size: 11 1/2 x 6 1/2
Shown in Natural Maple
Matching Drawer Order
Slab #400-115 Edge or
5-Piece 200DFS-115 Edge



#231D-115 Edge
Mortise & Tenon
Minimum Size: 10 x 10
Shown in Harvest Oak
Matching Drawer Order
Slab #400-115 Edge or
5-Piece 200DFS-115 Edge



#201-119 Edge
Mortise & Tenon
Minimum Size: 7 x 8
Shown in Harvest Oak
Matching Drawer Order
Slab #400-119 Edge or
5-Piece 200FS-119 Edge



#200-119 Edge
Mortise & Tenon
Minimum Size: 6 1/2 x 6 1/2
Shown in Royal Oak
Matching Drawer Order
Slab #400-119 Edge or
5-Piece 200FS-119 Edge



#800-107 Edge (only)
Mitered
Minimum Size: 6 1/2 x 6 1/2
Shown in Harvest Oak
Matching Drawer Order
Slab #400-119 Edge or
5-Piece N/A



#860-119 Edge
Mitered
Minimum Size: 6 1/2 x 6 1/2
Shown in Champagne Maple
Matching Drawer Order
Slab #400-119 Edge or
5-Piece 860F-119 Edge

BEAUTY THAT LASTS WITH QUALITY DOORS



The look of paint! Only tougher and virtually maintenance free!

- Our 700 Series Rigid Thermal Foil (RTF) line offers you the popular look of paint, but with a toughness and durability paint can't provide! Our state-of-the-art process creates a surface significantly stronger than paint.



#700HV3-191 Edge
Square Corner RTF
Minimum Size: 7 1/2 x 7 1/2
Shown in Matte White
Matching Drawer Order
Slab #7DF-191 Edge
or 5-piece look 700FS HV3-191



#701HV3-191 Edge
Square Corner RTF
Minimum Size: 9 x 10
Shown in Antique White
Matching Drawer Order
Slab #7DF-191 Edge
or 5-piece look 700FS HV3-191



#716HV3-191 Edge
Square Corner RTF
Minimum Size: 9 x 10
Shown in Almond
Matching Drawer Order
Slab #7DF-191 Edge
or 5-piece look 700FS HV3-191

COLORS SHOWN ON PAGE 5



#700SK5-115 Edge
Square Corner RTF
Minimum Size: 7 1/2 x 7 1/2
Shown in White Woodgrain
Matching Drawer Front:
Slab #7DF-115 or
5-Piece 700FS-SK5-115



#700NT-115 Edge
Square Corner RTF
Minimum Size: 7 1/2 x 7 1/2
Shown in Matte White
Matching Drawer Front:
Slab #7DF-115 or
5-Piece 700FS-NT-115



#720SK5-115 Edge
Square Corner RTF
Minimum Size: 9 1/2 x 7 1/2
Shown in Natural Maple
Matching Drawer Front:
Slab #7DF-115 or
5-Piece 700FS-SK5-115

ADD A CUSTOM DESIGN LOOK WITH MULLIONS



There's no better way to achieve the custom look you want for your kitchen than with mullion and frame-only doors. Mullion doors are available in both wood and RTF designs.

- Available in wood and RTF. All designs except laminate (#100 & #104) available with mullions.
- Mullions available in: 4, 6, 8 or 10 Lites (openings).
Examples: ML8 = 8 Lites 2 Wide, 4 High
- Recommended number of lites (openings) for door height.
 - Up to 25" height: 4 lites
 - 26" to 42" height: 6 lites
 - 43" to 50" height: 8 lites
 - 51" and up height: 10 lites

•Mullion doors do not include glass. Install glass using glass clips or clear silicone caulk.



Wood Design #300ML4-119
4 Lite Mullion
Minimum Size: 7 x 7
Shown in Harvest Oak
Edges Available: #119 or #115



Wood Design #301ML4-119
4 Lite Mullion
Minimum Size: 9 x 10
Shown in Harvest Oak
Edges Available: #119 or #115



Wood Design #316ML4-119
4 Lite Mullion
Minimum Size: 9 x 9 1/2
Shown in Harvest Oak
Edges Available: #119 or #115

MULLION INSERTS: For Mitered Framed Mullion Doors and Shaker Doors.



Wood Design
#500 & 800,
Shaker and
Southwest
Designs will have
Mullion Inserts
Shown in
Cordovan Maple



Available in wood and RTF. All designs except laminate (#100 & #104) available frame only.
Frame only doors do not include glass. Install glass using glass clips or clear silicone caulk.



Wood Design #382ML7-119 *
Special Mullion Design
Minimum Size: 10 x 20
Shown in Harvest Oak
Edges Available: #119 or #115
RTF Design #782ML7-C2-113
#782ML7-HV3-191



Wood Design #388ML8-119
Special Mullion Design
Minimum Size: 15 1/2 x 15 1/2
Shown in Harvest Oak
Edges Available: #119 or #115
RTF Design #788ML8-C2-113
#788ML8-HV3-191



Wood Design #389ML9-119
Special Mullion Design
Minimum Size: 15 1/2 x 15 1/2
Shown in Harvest Oak
Edges Available: #119 or #115
RTF Design #789ML9-C2-113
789ML9-HV3-191

* Full design requires height to be twice the width.


DECORATIVE ACCENTS



Cabinet doors and drawer fronts are only the beginning. Complete the transformation and compliment your new kitchen with a wide variety of decorative accents from Quality Doors.

Finish off your refacing job by adding moulding to the top and bottom of your cabinets. Here are just a few possible combinations:

Fluted Fillers:*
Add fluted fillers between doors and at the end of cabinets, and go from bland to beautiful in minutes!



EXAMPLES OF MOULDING COMBINATIONS



All mouldings are 8' in length * Can be glazed.

More moulding designs available that are not shown. See pricing/specification catalog for full selection

CUSTOMIZE YOUR KITCHEN WITH ACCENTS



Valances

Use valances to create borders or join cabinets for a seamless appearance that enhances the visual integrity of your kitchen. When used in conjunction with our stylish, handcrafted moulding, the result is uniquely elegant.



Matching Shelves & Brackets

Add functionality to your kitchen with these decorative 9" x 9" matching brackets and shelf up to 12" deep. On the order form under options, enter shelf with edge profile. One long edge of shelf will be square.



Self-Adhesive Covering



Comes in real wood and Rigid Thermal Foil (RTF) 24" x 96". As a rule order 1 sheet for every 10 doors. Do not apply SAC to your end panels. Order a door or cut-to-size plywood. SAC will not adhere to raw wood. Any raw wood must be sealed with spray adhesive or varnish.

USE A DOOR OR PLYWOOD PANEL AT THE END OF YOUR CABINET



End Panels: Consider using a handcrafted Quality Door as a decorative panel. The only limit is your imagination! Order with 115 Edge.



Cut-To-Size Plywood: For use on end panels and inside your cabinet boxes. Plywood will be cut to the measurements you provide.

FAQs

Can I order the veneer before I order the doors?

This is not recommended - The first step in installation is to make sure all items blend. You should lay out all doors, drawer fronts and accessories and check for the correct color blend and accuracy of the order.

Do mullion doors come with glass?

No, however the doors are prepared for glass. We recommend using clear silicone caulk.

Do doors come with hinges installed?

No, the hinges are boxed separately with the order and come with installation instructions.

Wood Description

Quality Doors uses finishes that protect and enhance the natural beauty of wood. Extra care is taken to assure a uniform finish. Because we are dedicated to customer satisfaction we feel that it is important to explain some of the characteristics of Quality Doors finishes on hardwood. Like fingerprints, characteristic differences in color and grain are produced by nature in every tree. These variations are what create the beauty and interest found in wood. The variations in color, grain and texture will cause variations in the finish, even though identical finishing processes are applied. These variations are considered a natural characteristic of hardwood and are not a defect. We hope that you will appreciate and enjoy this beauty.

Photos in the catalog depicting color and samples on our display represent the general color, tone and grain of our doors. Actual orders may vary from the photos and display samples due to the difference in the natural characteristics of real wood. Colors of accessory items are designed to blend with doors and drawer fronts. Our doors are not designed to match your existing cabinets because of wood variation and the natural aging process of your existing cabinets. The only way to assure the proper blend between the doors and your cabinets is to order doors and drawer fronts, veneer (SAC), and accessories at the same time.

LIMITED WARRANTY

Quality Doors warrants all standard products for one year from the date of shipment against warpage to these tolerances: **Doors:** Raised panel doors less than 23" in width and 46" in height are warranted against warpage of more than 1/8". Frames and plywood insert panel doors less than 23" in width and 46" in height are warranted against warpage of more than 1/4". Doors more than 23" in width and/or 46" in height are not warranted. **Drawer fronts:** Drawer fronts less than eight inches in height and 24" in width are warranted against warpage of more than 1/4". Drawer fronts more than 12" in height (across the grain) or 30" in width (with the grain) are not warranted. **Warranty:** Warranty covers replacement of door and shipping only. Quality Doors assumes no responsibility for damage, other than warpage, incurred by the customer during storage, handling or the finishing process. All claims for shortages or damage must be made within 10 days of receipt. Due to the natural characteristics of wood, metal, vinyl and stains, all items will not match exactly. Example: Real wood will not match RTF SAC exactly. Items are manufactured to blend in colors and textures. Display sample colors may vary slightly from actual product received.



QUALITY DOORS
A MASCO BRAND